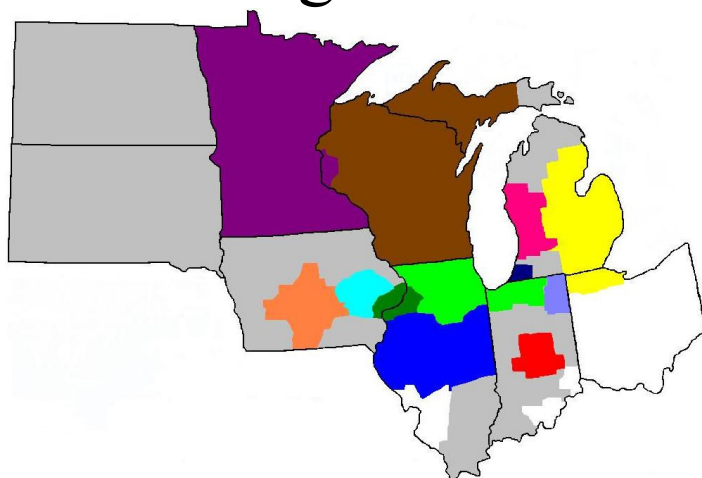




Society of Women Engineers













ASPIRE • ADVANCE • ACHIEVE

Region H



The Society of Women Engineers, founded in 1950, has a combined collegiate and professional membership of 19,000 members. In addition to approximately 300 collegiate sections, SWE has about 94 professional sections. Twelve of these professional sections are located within Region H, which includes the states of Michigan, Indiana, Illinois, Wisconsin, Minnesota, Iowa, North Dakota, and South Dakota. When a member joins SWE, they are assigned to a section based on their ZIP code, unless they choose to affiliate with a different section. To know what section you're in, look at the first three digits of your ZIP code.

The sections within Region H, and the ZIP codes they cover, are:

	Central Illinois Section	IL 609, 614-619, 623, 625-627
	Central Indiana Section	IN 460-462
	Chicago Regional Section	IL 600-608, 610-611, 613; IN 463-466
	Detroit Section	MI 480-489, 492; OH 434-436
	East Central Iowa Section	IA 522-524
	Heart of Iowa Section	IA 500-503, 509
	Minnesota Section	MN 550-551, 553-567; WI 540
	Northeast Indiana Section	IN 467, 468
	Quad Cities/Muscatine Section	IA 527-528; IL 612
	Southwest Michigan Section	MI 491xx, 490xx (49022, 49023, 49038, 49039, 49084, 49085, 49098)
	Western Michigan Section	MI 493-495
	Wisconsin Section	WI 530-532, 534-535, 537-539, 541-549; MI 498-499

If a member is in Region H and does not live in one of these areas, they would be assigned to the MALs (Members At Large).

Central Illinois Section

The Central Illinois section is based in Peoria, but covers the entire central portion of the state including Bloomington and Champaign. Meetings are held regularly with activities ranging from professional development seminars to social activities. Each spring, CI SWE hosts a Diversity Workshop with proceeds going toward the scholarship endowment fund. Other recent professional development seminars have included Business Etiquette, Work/Life Balance, and Confidence with Class. Outreach activities, where hands-on experiments are used to illustrate science and engineering principles, include participating in E-week activities, Girl Scout Badge days and presentations at area schools. Joint meetings with other technical societies are held periodically with the most recent meetings being a presentation by NASA Astronaut Sandra Magnus, an Illinois native. See what CI SWE is all about and get involved in a growing section!

Section contact information:

Website www.heart.net/~sweci

Central Indiana Section

The Central Indiana Section serves over 90 members in and around Indianapolis. They meet regularly through professional development seminars and social gatherings. Professional development programs include: Luncheons with Prominent Women Engineers including former Lt. Governor Kathy Davis, the Annual Fall Reception, and Golf Fundraiser. They meet socially to involve family, friends, and co-workers at events such as monthly lunches around Indy and SWE Night with the Pacers. SWE-CI sponsors a science club for Girls, Inc. of Central Indiana, sponsors a Girl Scout Engineering Day, assists in grading for Mathcounts, and hosts the award winning Bilingual Engineering Program, and introduces girls to engineering during National Engineers Week. Although the scholarship endowment campaign continues, they will be awarding their first scholarship to assist women Indiana engineering students for the 2006-2007 school year.

Section contact information:

Website www.swe-ci.com
Mail P. O. Box 44450
Indianapolis, IN 46244-0450
Email central_indiana@swe.org

Chicago Regional Section

The Chicago Regional Section serves more than 300 members throughout the Chicago metropolitan area, Northern Illinois, and Northwest Indiana. The section holds an annual Get to Know SWE Night, where new and prospective members can learn about the section and ways to get involved. Networking nights are held in multiple locations throughout the section in August and January so members can get together close to home or work. The annual Awards Banquet is held in June, and features Section Awards, Corporate Recognition, and Scholarships. Other recent activities include a tour of Electro-Motive Diesel and the Dial Soap Plant. CRS also participates in Engineer's Week activities, including an open house for children where the section ran the "ScavEngineer Hunt" and hosted the "Women in Engineering" panel.

Section contact information:

Website www.swe.org/chicago
Mail P. O. Box 95525
Palatine, IL 60095-0525
E-mail swe-crs@swe.org

Detroit Section

The SWE Detroit section is one of the largest Sections in SWE, with almost 300 members! Based in the Metro Detroit area, they cover an area from Saginaw to Toledo, Detroit to Lansing. Monthly meetings cover topics such as Professional Development, Networking, Multi-Cultural and Family Issues. SWE-Detroit has many specific programs, such as the Collegiate Upgrade Party for local collegiate sections, the annual Awards Banquet, and the Professional Development Conference. Monthly social networking activities bring the members together to have fun and are often family friendly. SWE Detroit offers many ways to get involved from the comfort of your home to going around the area: scholarship judging, idea sharing through the newsletter, civic affairs, middle school mentoring, Girl Scout workshops, planning programs, and many other activities. Come see what SWE Detroit is all about!

Section contact information:

Website www.swedetroit.org
Mail PO Box 2978
Southfield, MI 48037
Officer Email swe-d-off@swe.org

East Central Iowa Section

The East Central Iowa Section is centered around Cedar Rapids and Iowa City. Our section also involves MAL members from Waterloo, Cedar Falls, Iowa area in our chapter functions. A few examples of the section's events include the following: 1) Meetings & professional development topics covering marketing your talents, continuing education opportunities with the University of Iowa and Iowa State University, negotiation skills, financial planning and car repairs. 2) Outreach programs include working with the local Girl Scout and Brownie troops for badge work and assisting as judges for Future Cities Competition, Block Kids, Eastern Iowa Science and Engineering Fair and Invent Iowa. 3) Tours have been given for the group at the Duane Arnold Energy Center in Palo, Procter and Gamble in Iowa City and Cedar River Paper in Cedar Rapids. 4) Networking nights at the Cedar Rapids Art Museum, Piano Lounge, and other local businesses.

Section contact information:

Website www.swe.org/eci

Heart of Iowa Section

The Heart of Iowa Section of SWE serves members from central Iowa with monthly meetings rotating between Des Moines, Ankeny, and Ames. Some recent meetings include tours of the Science Center of Iowa, Virtual reality C6 Unit at Iowa State University (ISU), and Fisher Controls Research and Engineering Labs, as well as a golf outing and mock interviews with the ISU SWE Collegiate Section. In the past years, members have participated in Habitat for Humanity, the American Cancer Society's "Finish Line" fundraiser, and speaking at events designed to encourage girls to go into engineering. Other opportunities for outreach include the Engineering Explorers program, FIRST LEGO League, and working with local Girl Scout troops. This small section has a lot of "heart!"

Section contact information:

Website www.heartofiowaswe.org
E-mail info@heartofiowaswe.org

Minnesota Section

The Minnesota Section of SWE serves over 200 members and draws from primarily the Twin Cities metro area of the state, but we have members who attend events located all across the state. Our annual events include the SWE Open House, Holiday Party, and Professional Development Spring Seminar. Meetings are held monthly with activities ranging from professional development seminars to networking activities to company tours. Each year we focus our professional development opportunities around a theme. This year's theme is "Diversity of Thought." Traditionally our outreach opportunities include a Girl Scout patch workshop, speaking at events around town, certificate of merit program to high school girls throughout the state, and a scholarship program offering at least 10 scholarships (corporate and SWE-MN) per year to female students in Minnesota, North Dakota, and South Dakota.

Section contact information:

Website www.swe-mn.org
Mail P.O. Box 582813
Minneapolis, MN 55485-2813
E-mail president@swe-mn.org

Northeast Indiana Section

Northeast Indiana is celebrating the reactivation of our section, dormant for almost 20 years, with a charter banquet on October 29, 2006. The section name, Northeast Indiana Section, was chosen to be representative and inclusive of the over 30 SWE core members from Fort Wayne and surrounding towns and communities. A major recruiting campaign is planned over the next few months to increase our membership. Our section has chosen to focus on and encourage middle and high school girls to consider engineering as a career through a variety of outreach activities. We have plans for plant tours at local businesses, career development and networking meetings, outreach activities with Girl Scouts and middle school students, Engineers Week activities, and social events.

Section contact information:

Website www.swe.org/SWE/RegionH/FortWayne/
Mail PO Box 8515
Fort Wayne, IN 46898
Email neindiana@swe.org

Quad Cities/Muscatine Section

The Quad Cities/Muscatine section serves members in cities in two states, Iowa and Illinois. Some of the communities are Bettendorf, Davenport, and Muscatine in Iowa and Moline, East Moline, and Rock Island in Illinois. We alternate our monthly meetings between locations in Quad Cities and Muscatine. Our meetings cover professional development topics like, “5 Essential Qualities of Women in Leadership” or “Implementing Successful Change”, social networking, like, making fleece blankets and plant tours like visiting Deere’s Virtual Reality Center. Outreach activities include participation in E-Week activities, Girl Scout badge workshops and presentations at area schools regarding women in engineering. We also stay active in judging science fairs, elementary inventor convention and Junior Achievement job shadow days. Periodically, we will have joint meeting with other professional organizations in the area and a member’s only event like a spa day. As a small section, this year we will work on growing the section and fund raising so we can someday fund a scholarship.

Section contact information:

Website www.swe.org/SWE/RegionH/Sections/Quad_Cities/

Southwest Michigan Section

The Southwest Michigan section was chartered in the spring of 2004. It covers most of Berrien County, MI, with the majority of our members located in the St. Joseph and Benton Harbor areas. One focus of this section is Professional Development for its members, through monthly section meetings with guest speakers and tours of local facilities of interest. The section is also involved in career guidance activities, working with the local schools, Girl Scouts, and university students. The section holds social events on a periodic basis, including a spring family barbecue and winter ice-skating. Members of the Southwest Michigan section invite interested parties to join them at their next meeting, or to contact them for further information.

Section contact information:

Website www.nosaje.com/swmi_swe/
Email sweswmi@yahoo.com

Western Michigan Section

The Western Michigan section is the newest of the sections in Region H! This section was just chartered in the spring of 2003. Their section covers Grand Rapids, Muskegon, Lansing and surrounding communities. Some of the section's recent events were a presentation on how to network and an introduction to the STEPS program. This program is a summer science related educational program sponsored by Grand Valley State University for 7th grade girls. Many of the members will be participating as volunteers in this program. Members are also serving as SWE counselors to the new collegiate section at Grand Valley State University and working to outreach to other local colleges and Universities. We are teaming up on a joint tour with our local Illuminating Engineering society to tour the Herman Miller Market place, a Leed certified building, to learn the latest green building design.

Section contact information:

Website www.swe.org/swe/regionh/sections/swe_wm/

Wisconsin Section

The Wisconsin Section is one of the fastest growing sections in the country! This section serves most of the state of Wisconsin and a large portion of Michigan’s Upper Peninsula. Some of our professional meeting topics have included: *Sustainable Designs*, *Organizing Effectiveness* and *Ergonomics for All*. Our career guidance activities include: an award winning *Girl Scout Survivor Camp*, annual *Future City* competition involvement, and a far-reaching *6th Grade Fuel Factor Essay/Design Contest* in conjunction with Engineers Week. Our section also serves its members via our newsletter, *The Gear*, our award winning website, and with networking opportunities. We maintain close ties with our six co-located SWE Collegiate Sections: Marquette University, Michigan Technological University, Milwaukee School of Engineering, UW-Madison, UW-Milwaukee, and UW-Platteville. If you are interested in personal and professional growth and “making things happen”, check out our website and come join this dynamic group!

Section contact information:

Website www.msn.fullfeed.com/~swewi
E-mail swe-wi@swe.org

Members At Large (MALs)

Members at large are not affiliated with a section. These members may still be active in SWE, however. They receive the MAL newsletter each month. Some of them serve as SWE Counselors or Faculty Advisors to collegiate sections, visit schools to tell students about engineering careers, work with area youth groups, participate in the Certificate of Merit program, or participate in their community's National Engineers Week activities.

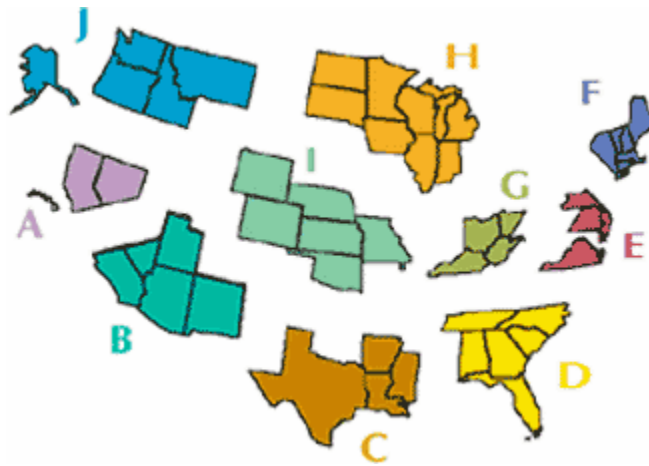
In some areas where there are more of them, MALs gather together periodically. This may lead to the formation of new sections. In Region H, two new sections have recently been formed from the MALs, Quad Cities/Muscatine and Western Michigan.

MALs may also get involved in SWE by serving in the society's regional and national offices, or by serving on or chairing national committees.

Website <http://www.swe.org/SWE/Atlarge/atlarge.html>

Other Regions

Perhaps you're planning to move to another area of the country. While this booklet focuses on Region H, there are many other sections within SWE, and many other opportunities to stay active! The map below can show you which region you would be living in. Go to the SWE website (<http://www.swe.org>) and click on the button that says "Regions/MALs" to go to this map. Click on the region of interest, and you'll be taken to the region's web site for more information.



SWE Regions

- Region A - Golden West Region
- Region B - Sonora Region
- Region C - Gulf Coast Region
- Region D - Southeast Region
- Region E - Mid-Atlantic Region
- Region F - New England Region
- Region G - Ohio Valley Region
- Region H - Heartland Region
- Region I - Square Root of -1 Region
- Region J - Northwest Star Region
- Region X - Overseas/International Region